






Reading Skills Progression



OUT BE THE LIGHT
Curriculum

	Nursery	Reception	Year 1	Year 2	Year 3	Year 4	Year 5	Year 6
Retrieval 	Children answer simple recall questions verbally about known stories and can retell simple past events.	Children answer simple recall questions verbally about stories they can follow without pictures and prompt	Children verbally explain their understanding of what is being read to them by answering simple questions about what has just happened.	Children explain their understanding of what they have read themselves by answering simple questions about what has just happened.	Children are taught and begin to use skimming and scanning to retrieve and record details from fiction and non-fiction, using some quotations.	Children use skimming and scanning to retrieve and record details from fiction and non-fiction, using relevant quotations to support responses.	Children use skimming, scanning and reading before and after to retrieve and record information, using evidence from a larger part of the text.	Children use skimming, scanning and reading before and after to retrieve and record information, using evidence from across the text.
Prediction 	Makes suggestions about what might happen next or how the story might end based on pictures from the story, and talks to others about this.	Makes suggestions about what might happen next or how the story might end based on actions so far, and innovates stories through role play.	Children use own knowledge, as well as what has happened so far in a story, to make sensible predictions about what could happen next and begin to explain them verbally and through pictures.	Children use own knowledge, as well as what has happened so far in a story, to make sensible predictions about what could happen next and give explanations of them.	Children use relevant prior knowledge to form predictions and justify them. Children are taught the skill of using as details from the text to form further predictions.	Children use relevant prior knowledge, as well as details from the text to form predictions and justify them. Children monitor predictions, and compare them with the text as they read on.	Predictions are supported by relevant evidence drawn from the text. Children confirm and modify predictions as they read on.	Predictions are supported by relevant evidence drawn from across the text. Children confirm and modify predictions in light of new information
Inference 	Children infer characters' feelings using pictures and own experiences to talk about them.	Children make inferences about a characters' feelings using what they say and do to infer more obvious points with direct references to pictures and words in the text.	Children make inferences about a characters' feelings using what they say and do to infer more obvious points and begin to pick up on some more subtle references.	Children make inferences about a characters' feelings using what they say and do to infer more obvious points and begin to pick up on some more subtle references.	Children infer characters' feelings, thoughts and motives from their stated actions, beginning to justify them with some reference to a specific point in the text.	Children infer characters' feelings, thoughts and motives from their stated actions, consolidating the skill of justifying them with some reference to a specific point in the text.	Children infer characters' feelings, thoughts and motives, giving one or two pieces of evidence to support each point made, beginning to draw evidence from different places across the text.	Children infer characters' feelings, thoughts and motives, giving more than one piece of evidence to support each point made, drawing evidence from different places across the text.



Reading Skills Progression

Our BE THE LIGHT Curriculum

	Nursery	Reception	Year 1	Year 2	Year 3	Year 4	Year 5	Year 6
<p>Sequence and Summarise</p> 	<p>Children recall and order some key events from the text.</p>	<p>Children recall and order some key events from the text. They also introduce a story line or narrative in their play.</p>	<p>Children retell and sequence main events from texts and discuss how the events are related, focussing on the main content of the text</p>	<p>Children retell and sequence events from texts and discuss how the events are related and how they shape the story, focussing on the main content of the text.</p>	<p>Children begin to distinguish between important and unimportant information in a text and synthesise the key points to give a brief verbal summary. Teachers model how to record for children to begin</p>	<p>Children distinguish between important and unimportant information in a text and synthesise the key points to give a brief written summary.</p>	<p>Children summarise information from across a text and make connections by analysing, evaluating, and synthesising ideas within a text</p>	<p>Children summarise information from across a text and make connections by analysing, evaluating, and synthesising ideas within and between texts.</p>
<p>Vocabulary</p> 	<p>Children build up a vocabulary that reflects their experiences.</p>	<p>Children use talking about books to clarify their thinking, ideas and feelings</p>	<p>Children discuss new word meanings and link them to words that they already know. They use the pictures to support them to do this..</p>	<p>Children discuss new word meanings and link them to words that they already know, including root words.</p>	<p>Children begin to find the meaning of new words by using the context of the sentence it is in to help them. They also use the skills of looking at the picture, finding root words and breaking words down</p>	<p>Children find the meaning of new words by using the context of the sentence it is in to help them. They also use the skill of linking words to other words that they know.</p>	<p>Children read around the word and are taught to explore its broader meaning within a section or paragraph.</p>	<p>Children read around the word and independently explore its broader meaning within a section or paragraph</p>